



# Fiscal Year 2010 MSU Billings Budget

*Liz Tooley  
University Budget Director*

# The Purpose of the Budget

- To allocate scarce resources to accomplish the University's mission
- For use as a planning tool
- To provide fiscal boundaries
- To provide accountability and stewardship of the resources entrusted to the University

# **The Purpose of the Budget**

**University mission and strategic goals**

**+**


**Available funding**

**=**

**The difficult task**

**of assigning finite resources**

**to infinite possibilities**

A magnifying glass is positioned on the left side of the slide, focusing on a coin. The coin has the word "LIBERTY" and the year "1907" embossed on it. The background of the slide is a light blue gradient with faint circular patterns.

***A closer look:  
All Funds***

# Current Unrestricted Fund

## FY 2010 Budget \$38,485,449 \* Includes OTO

- Also referred to as the General Funds Operating budget or the State Appropriated budget
- Used to record revenue and expenditures associated with the university's primary mission
- Revenue sources: State appropriations, millage, tuition, and interest, OCHE One Time Only (OTO) allocations
- Expenditures are recorded by program in accordance with NACUBO guidelines
- Budget Authority for a Fiscal Year
- Indexes: 61XXXX

# Restricted Fund

**FY 2010 Budget \$12,079,686**

- Funds received and restricted for purposes specified by external sources
- Federal, State, and private grants and contracts (example: Upward Bound, COT Perkins Grant, WIRED, MT BILT, INBRE, MCD Grants & Contracts, CPSLL HUB Grant, etc.)
- Federal, State, and private student financial assistance in the form of grants and scholarships (example: Pell grants)
- Indexes: 62XXXX

## **Designated Fund**

### **FY 2010 Budget \$10,719,999**

- Financial activity associated with general operations
- Includes internal service centers which accumulate costs to recharge to other funds (IT, copy center, print shop, phones, maintenance, etc)
- Includes self support or specialized activities which collect a fee (resale, course fee, continuing education tuition)
- Fund Balance carries over
- Indexes: 63XXXX

# Auxiliary Fund

**FY 2010 Budget \$9,521,000**

- Funds dedicated to on-campus services to students, faculty, or staff for a fee
- Fees may be applied to all students (Student Union Fee, Health Service Fee) or charged in exchange for goods and services (Bookstore)
- Examples: residence halls, food services, bookstore, health services, rental housing, parking
- Excess revenue is generally pledged for repayment of revenue bonds
- Fund Balance carries over
- Indexes: 64XXXX

# **Loan Fund**

**FY 2010 Budget \$75,200**

➤ Perkins, LEAPS Loans

# Plant Funds

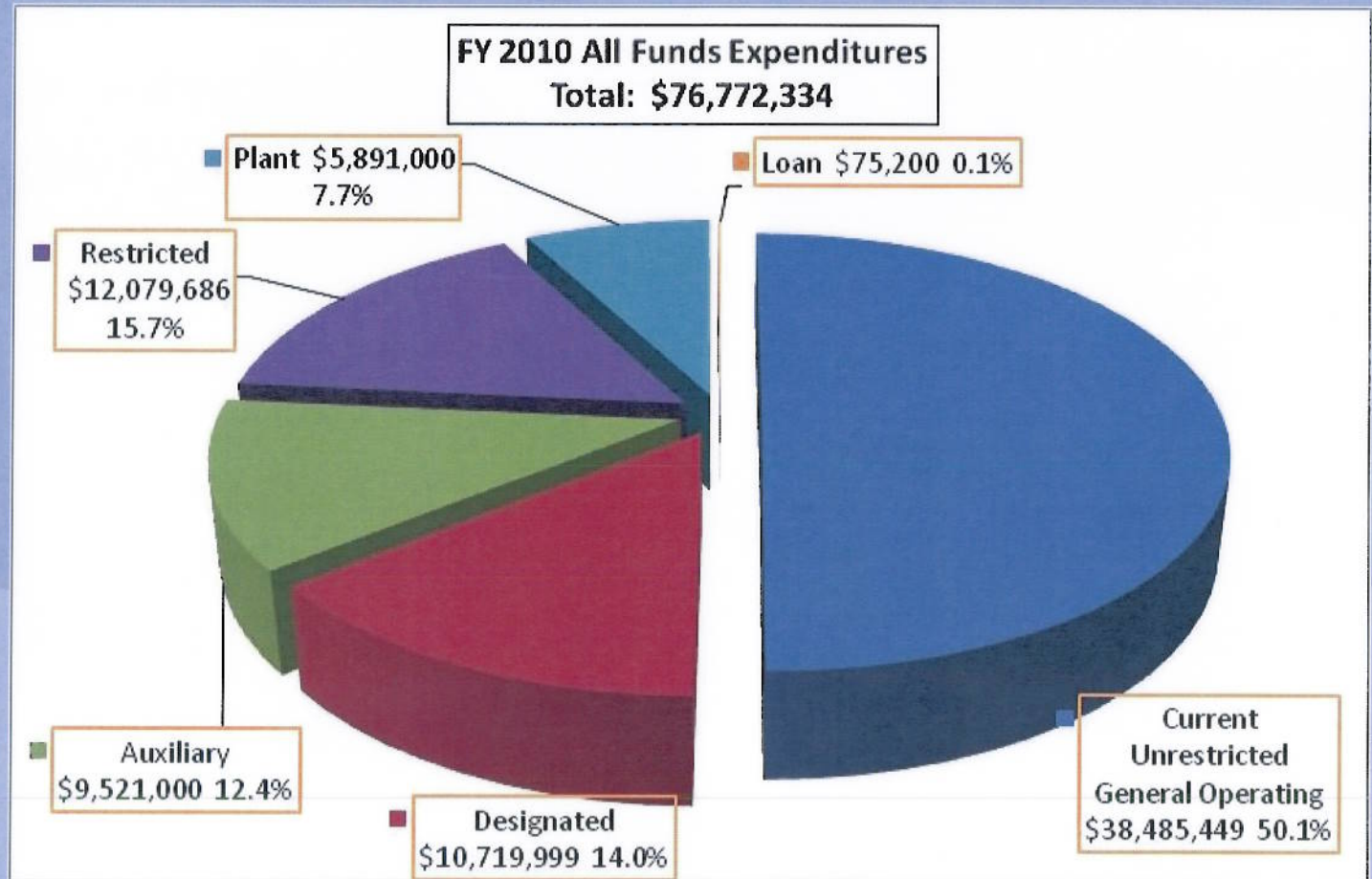
**FY2010 Budget \$5,891,000**

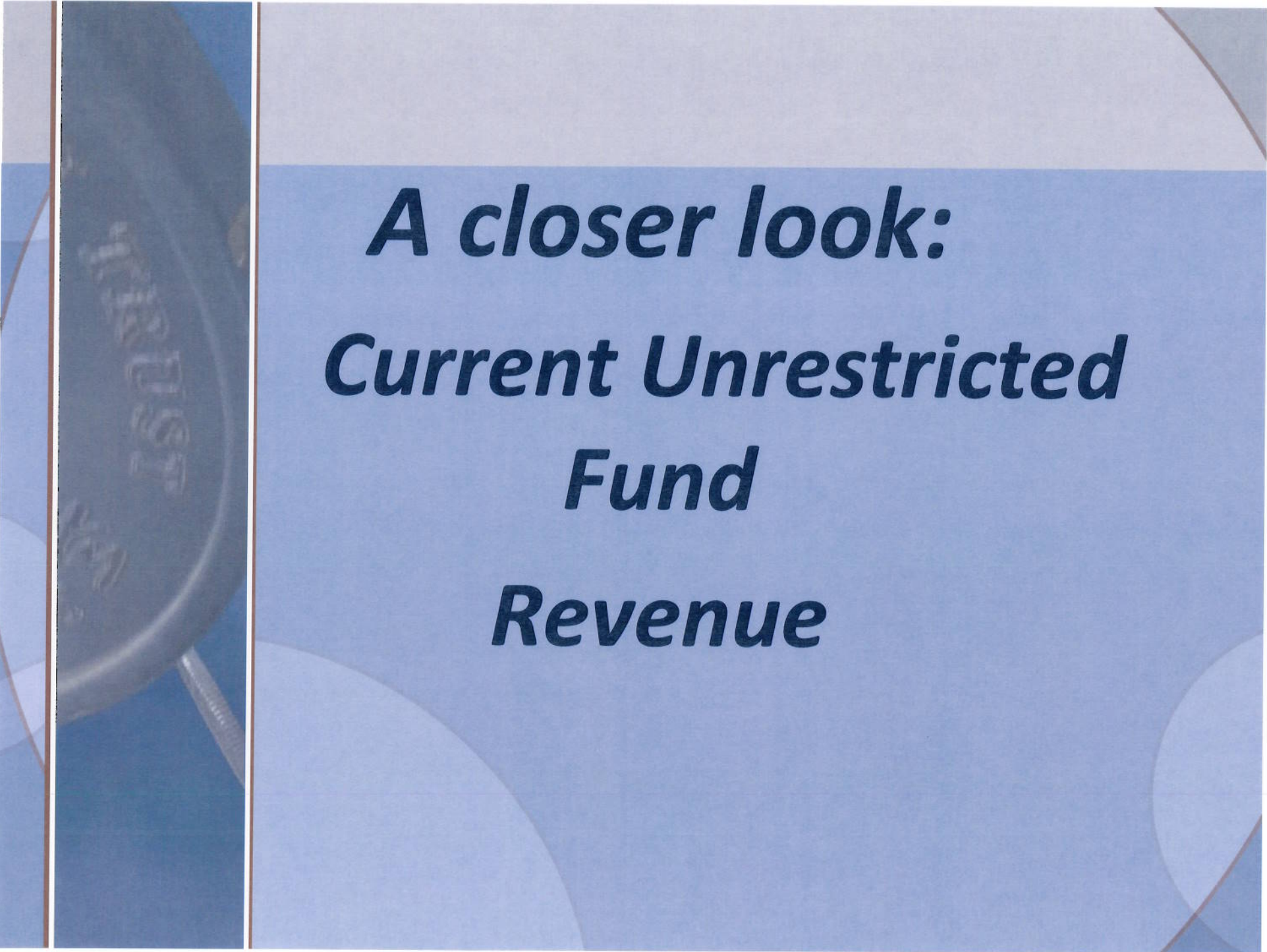
- Used for the acquisition of long term assets (construction)
- Record costs associated with the renewal or replacement of campus properties (Computer fee, equipment fee)
- Account for debt service payments (loans and bonds)
- Accumulate the historical costs of long-lived assets
- Fund Balance carries over
- Indexes: 67XXXX, 68XXXX, 69XXXX

# Fiscal Year 2010 All Funds Expenditure Budget

➤ Current Unrestricted	\$38,485,449
➤ Restricted	\$12,079,686
➤ Designated	\$10,719,999
➤ Auxiliary	\$ 9,521,000
➤ Loan	\$ 75,200
➤ Plant Funds	<u>\$ 5,891,000</u>
➤ TOTAL	\$76,772,334

# Fiscal Year 2010 All Funds Expenditures Budget



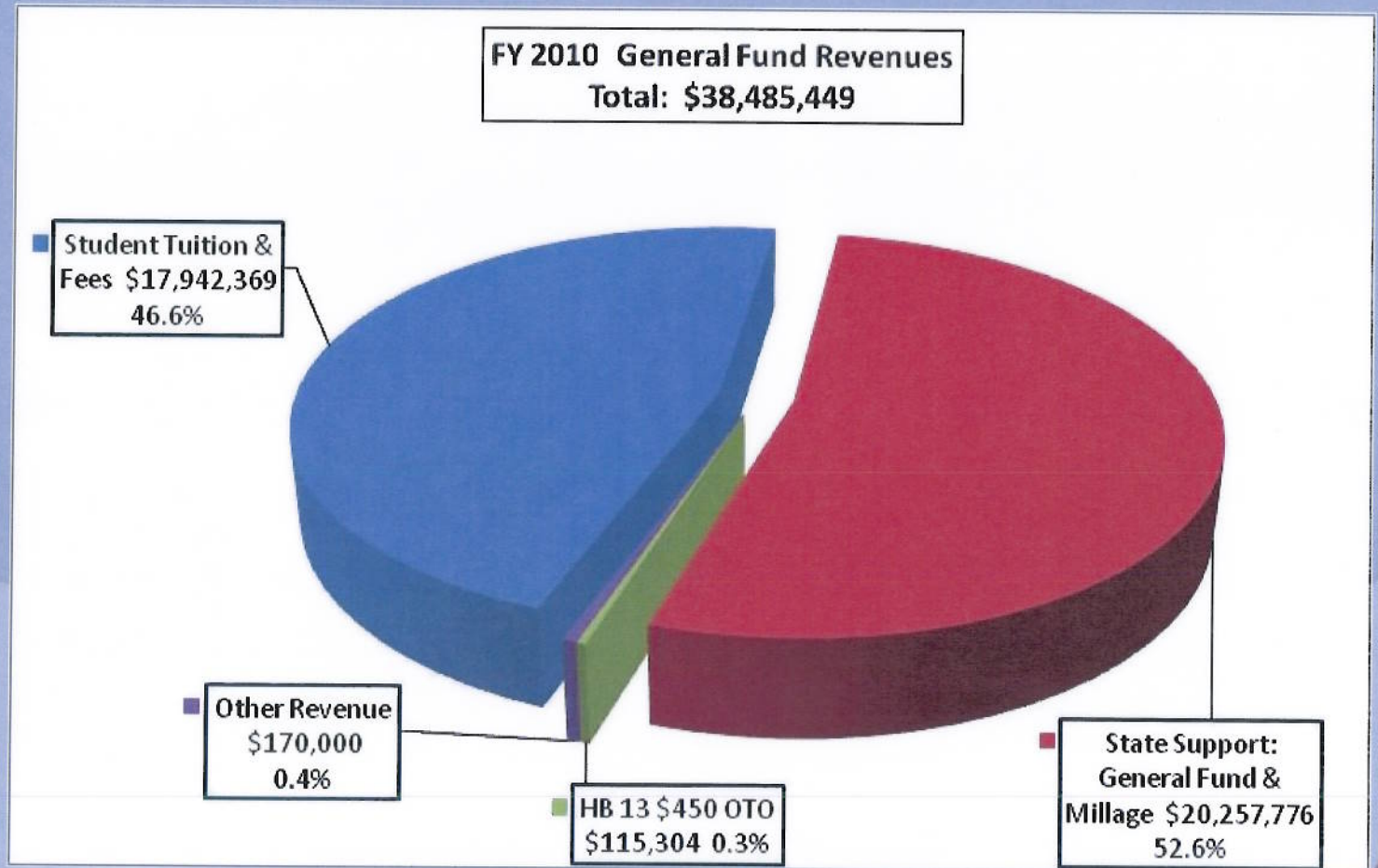


***A closer look:  
Current Unrestricted  
Fund  
Revenue***

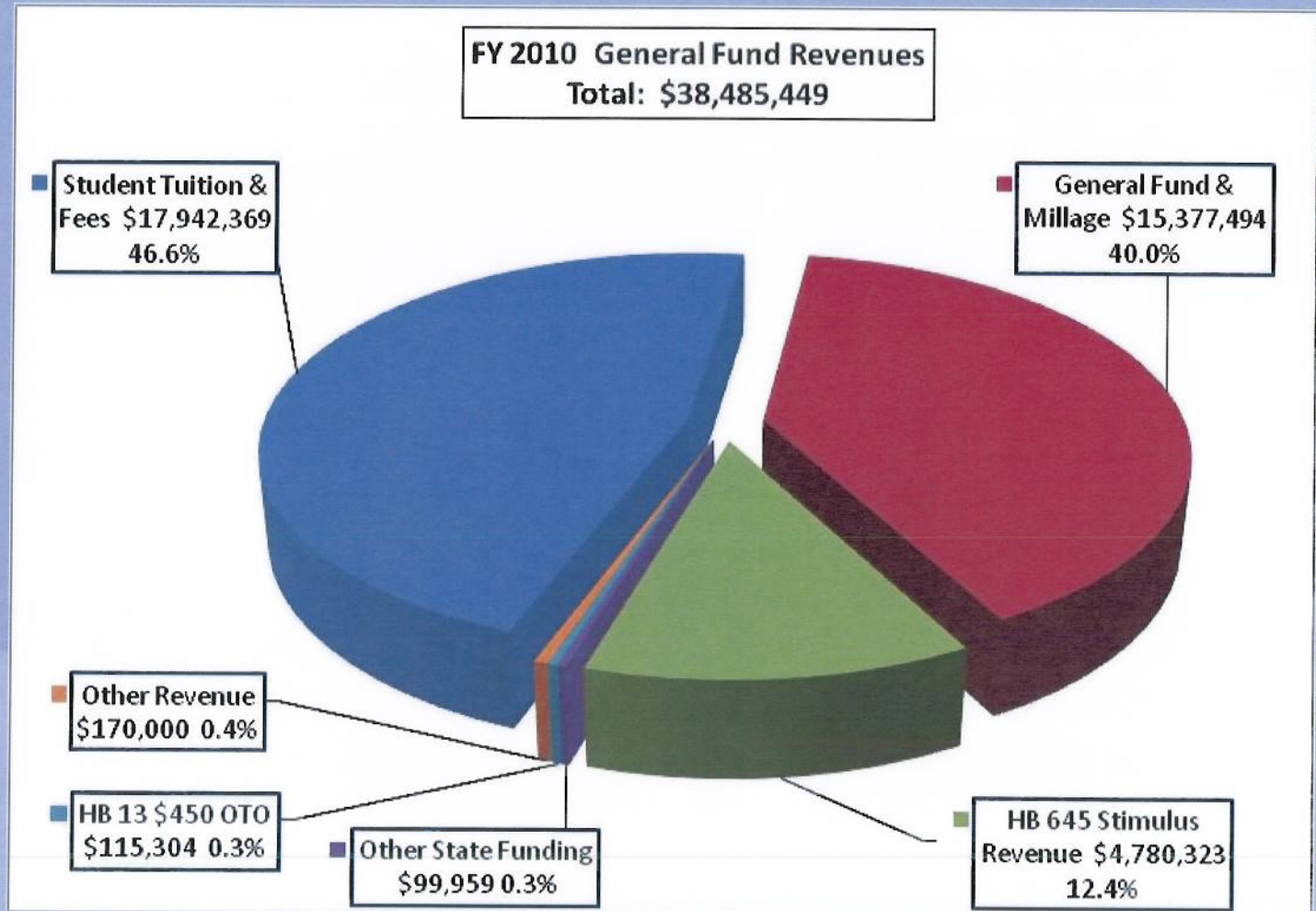
## Current Unrestricted Revenue Sources


- **State General Fund** – Individual income taxes, corporation tax, coal and oil severance taxes and other taxes
- **Millage** – Property tax appropriated to MUS
- **Tuition and Fees**– Students share of the cost of their education – budgeted based on annualized Student FTE
- **Interest Earnings and Other** – Interest earned on general operating funds; Federal Title IV administrative fees and miscellaneous fees and fines
- **OCHE One Time Only (OTO) allocations**

# FY 2010 General Operating Fund Revenues



# FY 2010 General Operating Fund Revenues with Stimulus Funding Identified





***A closer look:  
Current Unrestricted  
Fund  
Expenditures***

## Current Unrestricted Program Descriptions

### ➤ **Program 01 - Instruction** – Indexes 611XXX

General academic activities: Faculty salaries, Instructional materials and equipment, department support and supplies

### ➤ **Program 02 - Research** – Indexes 612XXX

Organized faculty research (Race Grants)

### ➤ **Program 03 - Public Service** – Indexes 613XXX

Community services: KEMC, MCD

### ➤ **Program 04 - Academic Support** – Indexes

614XXX Support services for the institution's primary missions of instruction, research, and public service: Academic deans, library, advising center

## CU Program Descriptions continued

➤ **Program 05 - Student Services**—Indexes 615XXX

Administrative offices and also activities contributing to students' emotional and physical well-being: Registrar, Financial Aid, Career Services, Athletics, Multicultural and Disability Support Services

➤ **Program 06 - Institutional Support**—Indexes 616XXX

Central executive-level activities concerned with the management and planning for the institution: Chancellor's and Vice Chancellors' offices, fiscal operations, human resource management

## CU Program Descriptions continued

➤ **Program 07 – Operation and Maintenance of Plant** - Indexes 617XXX

All expenditures of general operating funds used to provide services and maintenance related to grounds and facilities: Custodial and grounds operations, utilities, Insurance, safety and security

➤ **Program 08 – Fee Waivers and Scholarships**  
Indexes 618XXX

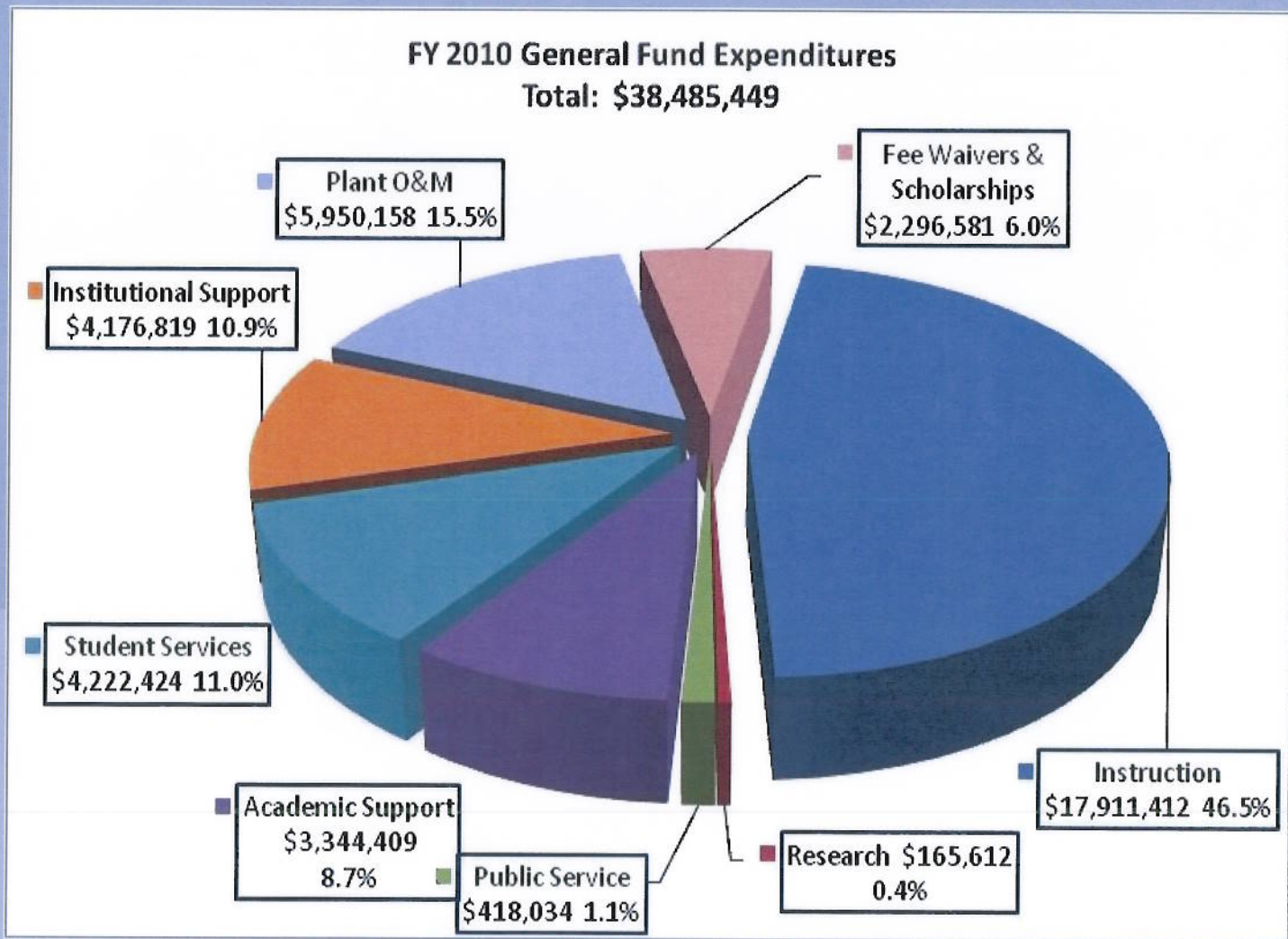
Mandatory and discretionary tuition waivers as approved by the Board of Regents and Scholarships

# **Fiscal Year 2010 Current Unrestricted Budgeted Expenditures**

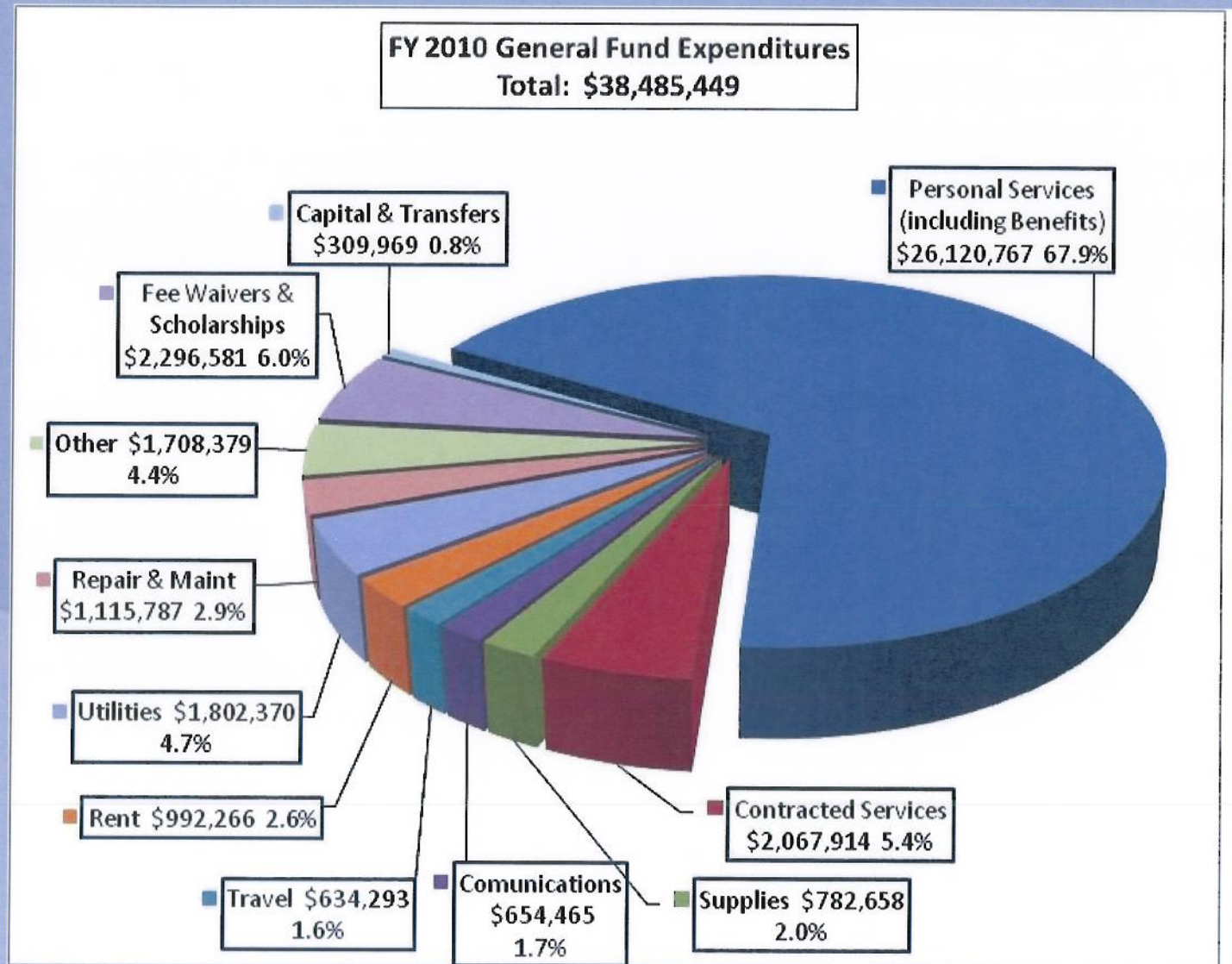
• <b>Instruction</b>	<b>\$17,911,412</b>
• <b>Research</b>	<b>\$ 165,612</b>
• <b>Public Service</b>	<b>\$ 418,034</b>
• <b>Academic Support</b>	<b>\$ 3,344,409</b>
• <b>Student Services</b>	<b>\$ 4,222,424</b>
• <b>Institutional Support</b>	<b>\$ 4,176,819</b>
• <b>Operation &amp; Maintenance of Plant</b>	<b>\$ 5,950,158</b>
• <b>Scholarships &amp; Fee Waivers</b>	<b><u>\$ 2,296,581</u></b>
• <b>TOTAL</b>	<b>\$ 38,485,449</b>

Includes COT & OTO

# Fiscal Year 2010 General Fund Expenditures



# FY2010 General Fund Expenditures by Account Classification





## *Where do we get our General Fund Money from?*

### *\$ 1.00 in General Fund Revenue:*

<b>\$ .47</b>	<i>Tuition &amp; Fees</i>
<b>\$ .53</b>	<i>State Appropriation</i>
<b>\$ .00 *</b>	<i>Other Revenue</i>

*\*Less than one cent*



## ***How do we spend our General Fund Budget?***

### ***\$ 1.00 in General Fund Expenditures:***

<b><i>\$ .68</i></b>	<b><i>Personal Services (including benefits)</i></b>
<b><i>\$ .26</i></b>	<b><i>Operating</i></b>
<b><i>\$ .06</i></b>	<b><i>Scholarships &amp; Waivers</i></b>
<b><i>\$ .00 *</i></b>	<b><i>Capital Expenditures &amp; Transfers</i></b>

***\*Less than one cent***



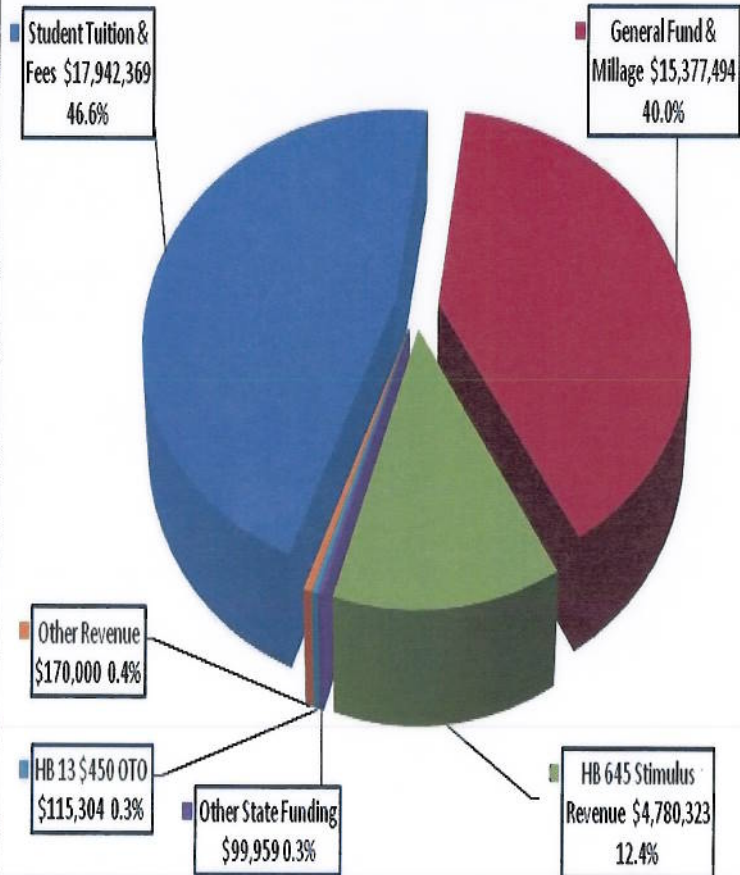
## ***\$ 1.00 in General Fund Expenditures by Program:***

<b><i>\$ .47</i></b>	<b><i>Instruction</i></b>
<b><i>\$ .15</i></b>	<b><i>Plant</i></b>
<b><i>\$ .11</i></b>	<b><i>Student Services</i></b>
<b><i>\$ .11</i></b>	<b><i>Institutional Support</i></b>
<b><i>\$ .09</i></b>	<b><i>Academic Support</i></b>
<b><i>\$ .06</i></b>	<b><i>Scholarships &amp; Waivers</i></b>
<b><i>\$ .01</i></b>	<b><i>Public Service</i></b>
<b><i>\$ .00 *</i></b>	<b><i>Research</i></b>

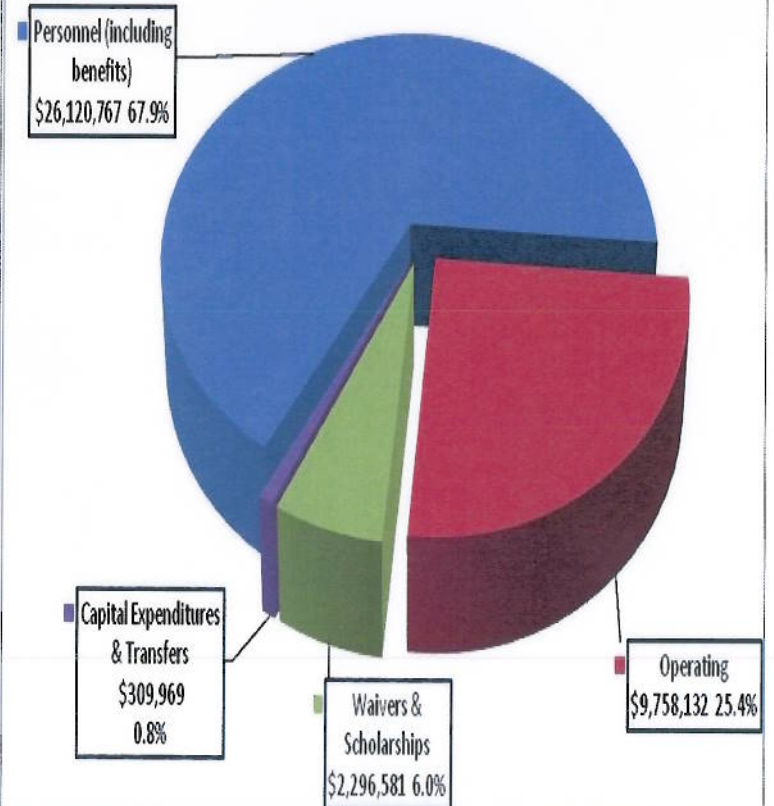
***\*Less than one cent***

## MSU-BILLINGS FY 2010 General Operating Budget Projected Revenue by Source and Budgeted Expenditures by Account Classification

**FY 2010 General Fund Revenues**  
Total: \$38,485,449



**FY 2010 General Fund Expenditures**  
Total: \$38,485,449



***A closer look:***  
***Looking to the Future***

# Budget Planning for FY2011, FY2012, FY2013

FY 2011 – 2<sup>nd</sup> year of the current biennium

Where will we be in FY11?

↑ Student Enrollment = ↑ Tuition Revenue

Annualized FTE = (Summer FTE + Fall FTE + Spring FTE) divided by 2

Reporting Metric - Enrollment					
	FY06	FY07	FY08	FY09	FY10
	Actual	Actual	Actual	Actual	Budgeted
Resident	3,831	3,761	3,764	3,653	3,653
WUE	251	240	258	246	246
Non-resident	137	132	132	142	142
<b>Total</b>	<b>4,219</b>	<b>4,133</b>	<b>4,154</b>	<b>4,041</b>	<b>4,041</b>
Undergraduate	3,237	3,097	3,152	3,083	3,083
COT	668	699	706	658	658
Graduate	314	337	296	300	300
<b>Total</b>	<b>4,219</b>	<b>4,133</b>	<b>4,154</b>	<b>4,041</b>	<b>4,041</b>

# Budget Planning for FY2011, FY2012, FY2013

**Where will we be in FY 2012 & 2013 – the next biennium?**

## **Many Variables**

- Student Enrollment
- Loss of Stimulus funding in the base
- Loss of Revenue for State of Montana
- Change in base funding for reallocation within Montana University System
- Economy
- Other?

# MSU Billings Budget Office Web Page

<http://www.msubillings.edu/budgetoffice/>